

618H

1.6 MPa
**HIGH PRESSURE
BUTTERFLY VALVES**

622H

2.0 MPa
**HIGH PERFORMANCE
BUTTERFLY VALVES**



618H-G



622H-G

JIS conformed product

PATENTED

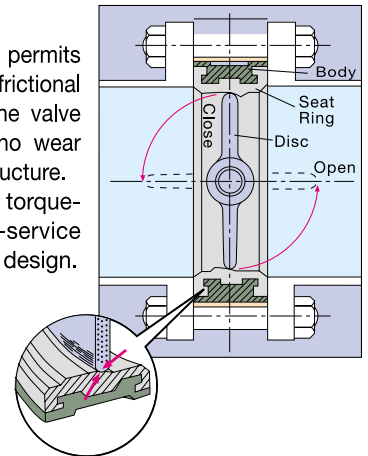
1.6MPa · 2.0MPa High-pressure Butterfly Valve created after our thorough pursuit of High-quality Seal Technology

Realized lower torque and excellent sealing performance through the "touch" seat and improving the sealing structure.

This valve brings out its stable performance for high-speed lines or high-flows-speed lines for general industries and air conditioning systems.

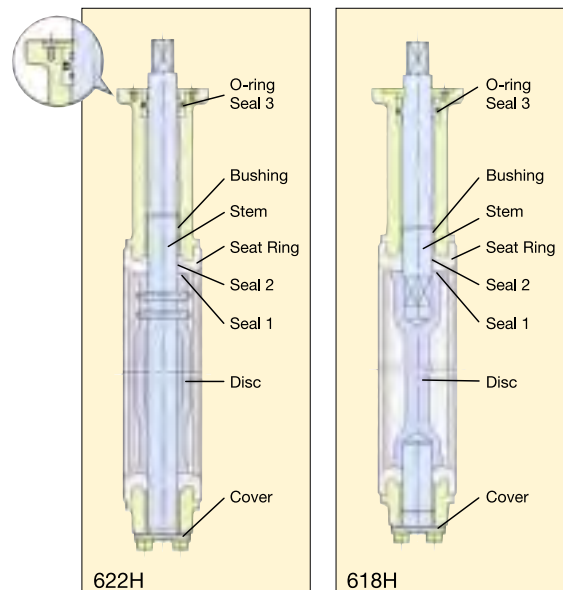
Friction-Free Operation for Low Torque, Long Service.

The patented "Touch" seat design permits the disc to close with virtually no frictional contact between the disc and the valve seat. And so, there is virtually no wear and tear on the valve's internal structure. The construction ensures a low torque-to-size ratio and improved in-service performance over a conventional design.



Multiple Sealing Structure Eliminates External Leaks

Primary sealing is provided between the disc and the seat ring, and secondary sealing is provided between the stem and the seat ring, thus assuring tight shut-off. An O-ring is mounted between the stem and the bushings for additional sealing. In addition, the valve is covered at its bottom to eliminate external leaks.



622H

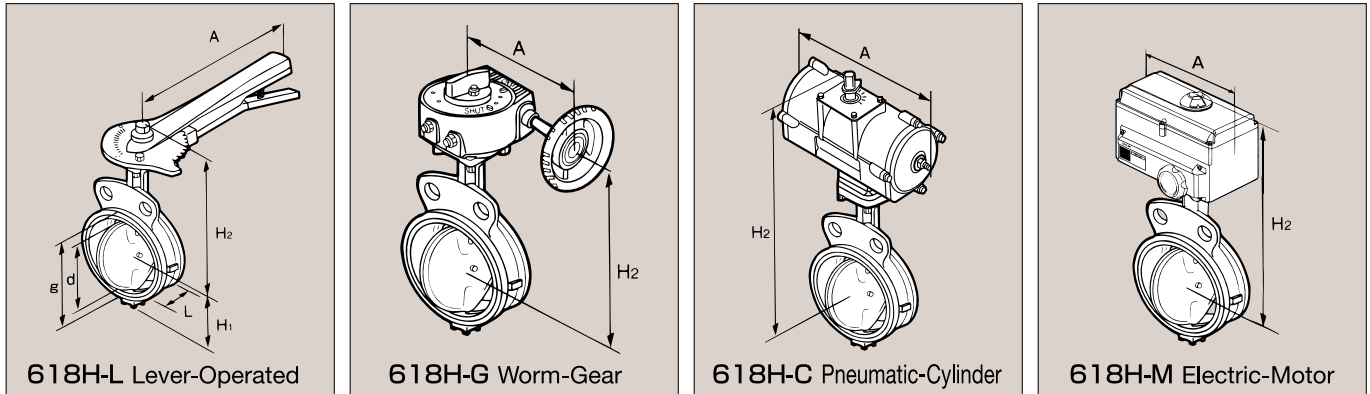
618H

- The body shape varies with the size.
- The 622H has a disc provided with a knock pin while the 618H has a disc with no knock pin.

618H

OKM's proprietary "touch" seat and S-line disk have added high-reliability, in addition to the light-weight and compact structure, to the butterfly valve's basic advantages. This valve can be widely used for air conditioning systems as well as in general industries.

● Dimensions



Nominal Size		L	d	g	H ₁	618H-L Lever-Operated			618H-G Worm-Gear			618H-C Pneumatic-Cylinder			618H-M Electric-Motor		
inch	mm					H ₂	A	Weight	H ₂	A	Weight	H ₂	A	Weight	H ₂	A	Weight
2	50	43	55	81	85	179	160	3.2	179	132	4.8	283	236	4.6	314	180	7.0
2 1/2	65	46	56	99	84	192	160	4.0	189	132	5.5	293	236	5.3	324	180	7.7
3	80	46	84	114	92	202	200	4.4	199	132	5.9	303	236	5.7	385	277	14.6
4	100	52	100	136	98	225	260	6.1	214	132	7.2	351	276	8.3	400	277	15.9
5	125	56	130	167	115	253	360	9.3	236	170	10.1	402	342	12.8	420	277	17.7
6	150	56	154	192	130	—	—	—	251	197	13.4	417	342	14.1	435	277	19.0
8	200	60	200	242	168	—	—	—	290	255	27.5	472	420	23.5	486	301	27.5
10	250	68	246	299	203	—	—	—	328	255	37.5	580	506	44.5	524	301	37.5
12	300	78	295	348	253	—	—	—	358	255	49.0	586	506	54.0	563	345	60.0
14	350	78	333	389	286	—	—	—	385	320	72.0	745	664	128.0	*	*	*
16	400	102	384	447	321	—	—	—	420	320	95.0	853	755	125.0	*	*	*
18	450	114	434	507	353	—	—	—	463	331	139.0	924	1060	245.0	*	*	*
20	500	127	485	555	385	—	—	—	580	278	167.0	979	1060	275.0	*	*	*
24	600	154	586	659	445	—	—	—	629	340	265.0	1177	1360	470.0	*	*	*

*Please contact us for sizes of 350 mm or more.

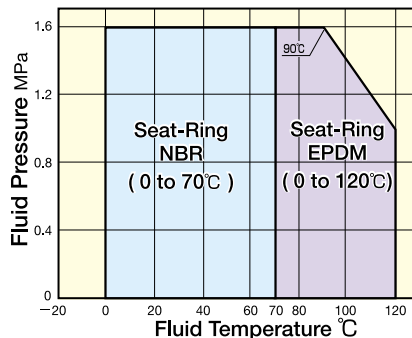
(Size : mm , Weight : kg)

● Standard Materials

Part Name	Material
Body	FCD450
Disc	SCS13
Seat Ring*	NBR, EPDM
Spindle (stem)	SUS420J2
O-ring	NBR
Packing	NBR

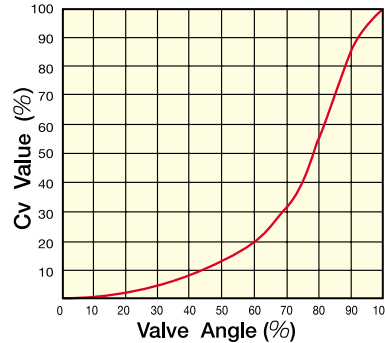
*The rubber seat is injected to the body.

● Temperature and Pressure Ratings



*This table conforms to the JIS standard (JIS B 2032). Contact us if you operate your valve outside the above pressure and temperature ranges.

● Flow Characteristics



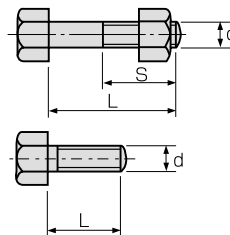
● Cv Values with Valve Fully Open

Size (mm)	Cv Value
50	165
65	250
80	380
100	650
125	1100
150	1790
200	3300
250	4820
300	6200
350	8100
400	10800
450	13900
500	17300
600	25300

● Standard Specifications

Model	618H
Applicable Flange Std.	JIS10K/I6K PN10 PN16 ANSI 125Lb/150Lb
Max. Service Pressure	1.6MPa
Size	Lever-Operated : 50 to 150 mm Worm-Gear : 50 to 600 mm Pneumatic-Cylinder : 50 to 600mm Electric-Motor : 50 to 600mm
Max. Service Temperature	0 to 70°C (NBR) , 0 to 120°C (EPDM)
Face To Face	JIS B2032
Coating	Urethane resin (Dark cyanide green)
Hydrostatic Shell Test	2.4MPa
Hydrostatic Seat Test	1.8MPa

● Piping Bolt Sizes



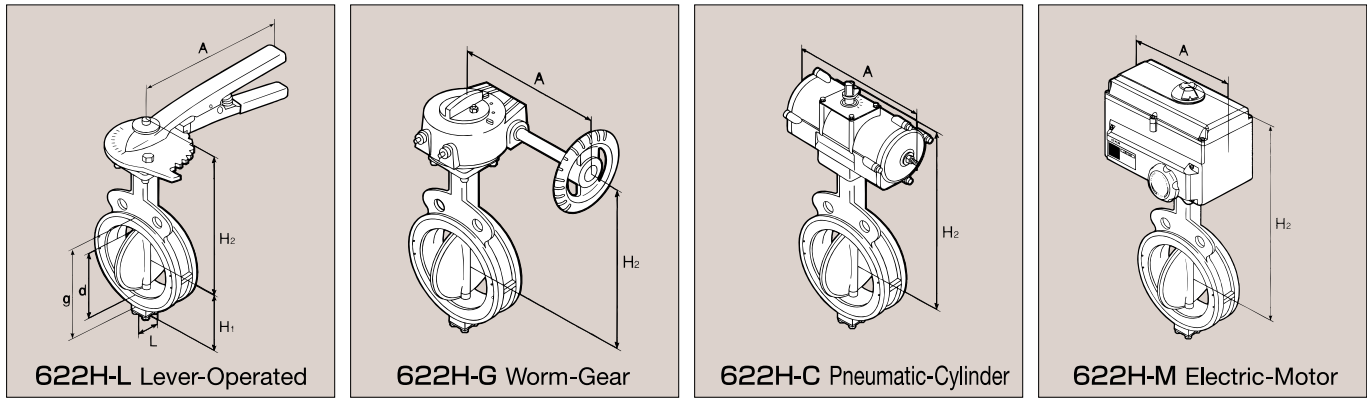
Nominal Size	JIS 10K		JIS 16K	
	inch	mm	Qty	Hexagonal Bolt d x L x S
2	50	4	8	M16 x 100 x 38
2 1/2	65	4	8	M16 x 110 x 38
3	80	8	8	M16 x 110 x 38
4	100	8	8	M16 x 110 x 38
5	125	8	8	M20 x 120 x 46
6	150	8	12	M20 x 130 x 52
8	200	12	12	M20 x 130 x 52
10	250	12	12	M24 x 160 x 60
12	300	16	16	M22 x 160 x 56
14	350	12	12	M22 x 160 x 56
16	400	12	12	M24 x 190 x 60
18	450	16	16	M24 x 210 x 60
20	500	16	16	M24 x 220 x 60
24	600	20	20	M30 x 260 x 72

- The bolts for piping are optionally available.
- Above size is for the nut (h/d = 0.8).
- 350 to 600 mm : Long bolt for the upper level, set bolt for the lower level
- Use head screw type of set bolt.

622H

The "touch" seat and the excellent multiple-sealing structure eliminate external leaks. This valve brings out its stable performance under conditions such as high-pressure, high-differential pressure, high-speed flow or vacuums in various fields of general industries and air conditioning.

● Dimensions



Nominal Size		L	d	g	H ₁	622H-L Lever-Operated			622H-G Worm-Gear			622H-C Pneumatic-Cylinder			622H-M Electric-Motor		
inch	mm					H ₂	A	Weight	H ₂	A	Weight	H ₂	A	Weight	H ₂	A	Weight
2	50	43	55	81	85	179	160	3.2	172	132	4.8	283	236	4.6	314	180	7.0
2 1/2	65	46	66	99	84	192	160	4.0	182	132	5.5	293	236	5.3	324	180	7.7
3	80	46	84	114	92	202	200	4.4	192	132	5.9	336	276	7.0	385	277	14.6
4	100	52	100	136	98	225	260	6.1	207	132	7.2	351	276	8.3	400	277	15.9
5	125	56	130	167	115	253	360	9.3	228	170	10.1	402	342	12.8	420	277	17.7
6	150	56	154	192	130	—	—	—	244	197	13.4	417	342	14.1	435	277	19.0
8	200	60	200	242	168	—	—	—	283	255	27.5	472	420	23.5	486	301	27.5
10	250	68	246	299	203	—	—	—	318	255	37.5	577	506	44.5	521	301	37.5
12	300	78	295	348	253	—	—	—	348	335	56.0	715	664	114.0	587	301	49.0
14	350	78	333	389	286	—	—	—	385	320	72.0	745	664	128.0	*	*	*
16	400	102	384	447	321	—	—	—	428	331	110.0	929	1060	215.0	*	*	*
18	450	114	434	507	353	—	—	—	463	392	144.0	924	1060	245.0	*	*	*
20	500	127	485	555	385	—	—	—	621	513	219.0	979	1060	275.0	*	*	*
24	600	154	586	659	445	—	—	—	686	549	330.0	1177	1360	470.0	*	*	*

*Please contact us for sizes of 350 mm or more.

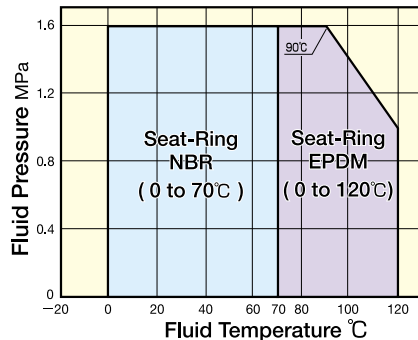
(Size : mm , Weight : kg)

● Standard Materials

Part Name	Material
Body	FCD450
Disc	SCS13
Seat Ring*	NBR, EPDM
Spindle (stem)	SUS420J2
O-ring	NBR
Packing	NBR

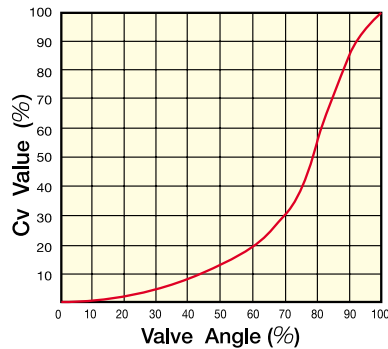
*The rubber seat is injected to the body.

● Temperature and Pressure Ratings



*This table conforms to the JIS standard (JIS B 2032). Contact us if you operate your valve outside the above pressure and temperature ranges.

● Flow Characteristics



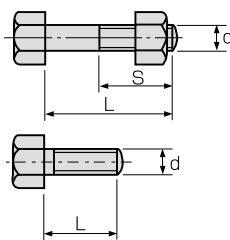
● Cv Values with Valve Fully Open

Size (mm)	Cv Value
50	134
65	206
80	327
100	562
125	968
150	1547
200	2931
250	4258
300	5576
350	8100
400	10800
450	13900
500	17300
600	25300

● Standard Specifications

Model	622H
Applicable Flange Std.	JIS10K/16K PN10 PN16 PN20 ANSI 125Lb/150Lb
Max. Service Pressure	1.6MPa
Size	Lever-Operated : 50 to 125 mm Worm-Gear : 50 to 600 mm Pneumatic-Cylinder : 50 to 600mm Electric-Motor : 50 to 600mm
Max. Service Temperature	0 to 70°C (NBR) , 0 to 120°C (EPDM)
Face To Face	JIS B 2032
Coating	Lacquer Primer
Hydrostatic Shell Test	3.0MPa
Hydrostatic Seat Test	2.2MPa

● Piping Bolt Sizes



Nominal Size		JIS 16K		JIS 20K	
inch	mm	Qty	Hexagonal Bolt d×L×S	Qty	Hexagonal Bolt d×L×S
2	50	8	M16×100×38	8	M16×100×38
2 1/2	65	8	M16×110×38	8	M16×110×38
3	80	8	M20×120×46	8	M20×120×46
4	100	8	M20×130×52	8	M20×130×52
5	125	8	M22×130×56	8	M22×140×56
6	150	12	M22×140×56	12	M22×140×56
8	200	12	M22×150×56	12	M22×150×56
10	250	12	M24×160×60	12	M24×170×60
12	300	16	M24×170×60	16	M24×180×60
14	350	12	M30×P3×190×60	12	M30×P3×200×72
		8	M30×P3×70	8	M30×P3×75
16	400	12	M30×P3×220×60	12	M30×P3×230×85
		8	M30×P3×70	8	M30×P3×80
18	450	16	M30×P3×230×60	16	M30×P3×250×85
		8	M30×P3×75	8	M30×P3×80
20	500	16	M30×P3×250×72	16	M30×P3×270×85
		8	M30×P3×75	8	M30×P3×85
24	600	20	M36×P3×290×78	20	M36×P3×310×97
		8	M36×P3×90	8	M36×P3×95

- The bolts for piping are optionally available.
- Above size is for the nut (h/d = 0.8).
- 350 to 600 mm: Long bolt for the upper level, set bolt for the lower level
- Use head screw type of set bolt.