

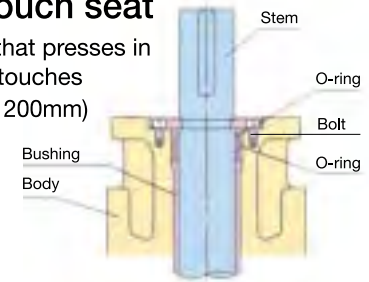
670F

FLANGE TYPE BUTTERFLY VALVES

Reliable Large-Size Butterfly Valves Produced with Advanced Technology

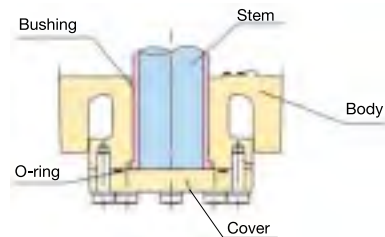
Low torque and longer life due to its unique new OKM soft touch seat

A newly developed soft touch seat that presses in with a smooth angle when the disc touches at the rubber seat surface. (50mm to 200mm)



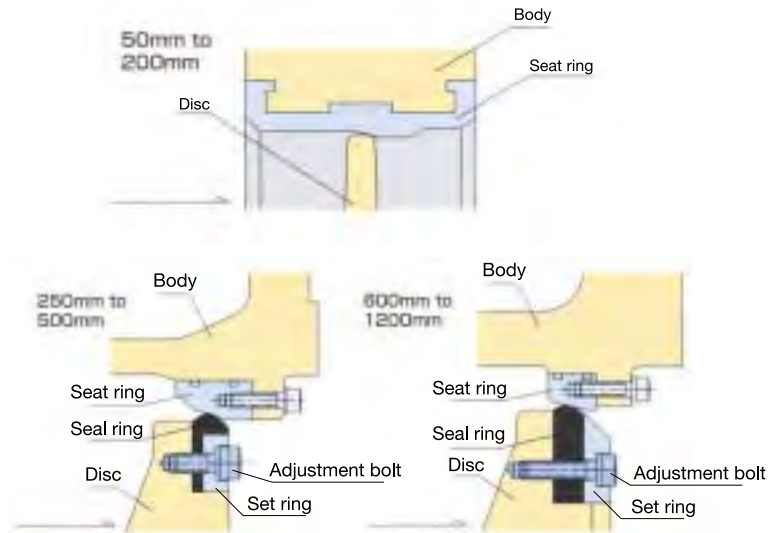
Structure of Lower Stem

As for lower stem, CAC403 metal bush is used as well as upper stem for lower operation torque.



Easy On-Line Maintenance

The eccentric disc construction with resilient rubber seal ring fastened to the disc facilitates seal replacement without removing valve. The resilient seal being retained by segment set ring, seal adjustment can be made at each segment. (500mm to 1200mm)



670F-G

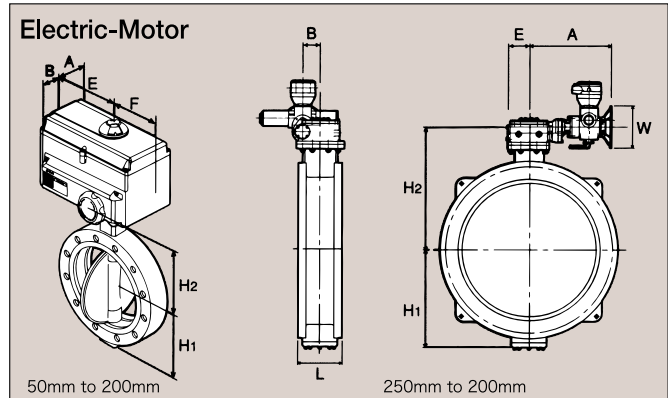
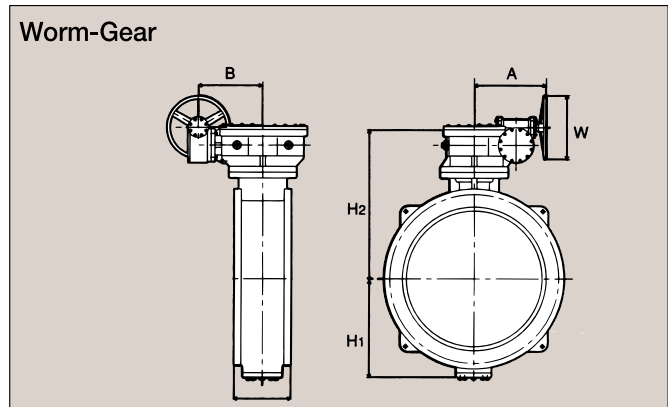
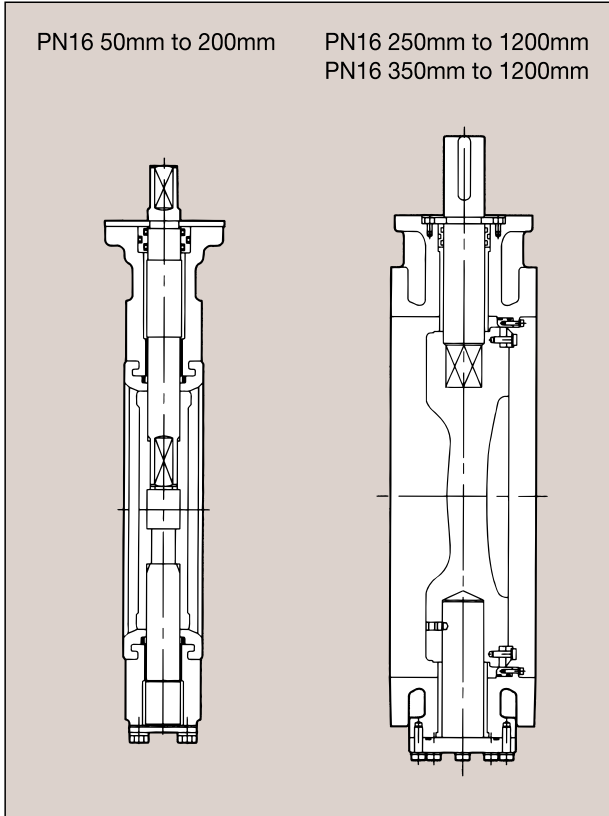
Standard Materials

Part Name	BS4504 PN16 50mm to 200mm	BS4504 PN16 250mm to 1200mm	BS4504 PN10 350mm to 1200mm
Body	FCD450	FCD450	FC250
Disc	FCD450	FCD450	FCD450
Seal Ring	—	NBR EPDM	NBR EPDM
Set Ring	—	SUS304	SUS304
Seat Ring	NBR,EPDM	SUS304	SUS304
Stem	SUS304	SUS304	SUS304

Standard Specifications

Flange Type	BS4504 PN16	BS4504 PN10
Size	50 to 1200mm	350 to 1200mm
Face to Face	BS5155 short	
Max.Service Pressure	1.6MPa	1.0MPa
Actuators	Worm-Gear / Electric-Motor	
Max.Service Temperature	0 to 70°C (NBR) , 0 to 120°C (EPDM)	
Coating	Lacquer Paint Munsell N-7(Gray)	
Hydrostatic Shell Test	2.4MPa	1.5MPa
Hydrostatic Seat Test	1.75MPa	1.1MPa

Standard Specifications ※Shapes vary according to sizes.



Flange BS4504 PN16

Nominal Size		Worm-Gear BS4504 PN16							Electric-Motor BS4504 PN16						
inch	mm	L	H1	H2	A	B	W	L	H1	H2	A	B	E	F	W
2	50	43	92	172	132	35	100	43	92	221	77	59.5	94	86	—
2½	65	46	102	182	132	35	100	46	102	231	77	59.5	94	86	—
3	80	46	109	187	132	35	100	46	109	227	68	99.5	160	117	—
4	100	52	120	199	132	35	100	52	120	239	68	99.5	160	117	—
5	125	56	135	220	170	41	125	56	135	259	68	99.5	160	117	—
6	150	56	150	236	170	41	125	56	150	274	68	99.5	160	117	—
8	200	60	181	273	255	74	200	60	181	312	78	105	177	124	—
10	250	165	235	292	255	74	200	165	235	428	626	108	140	—	280
12	300	178	270	317	335	74	315	178	270	453	626	108	140	—	280
14	350	190	304	363	320	97	315	190	304	493	626	108	140	—	280
16	400	216	342	412	331	114	355	216	342	534	626	108	140	—	280
18	450	222	372	534	395	126	400	222	372	570	626	108	140	—	280
20	500	229	412	574	395	126	400	229	412	610	626	108	140	—	280
24	600	267	491	648	490	146	400	267	491	692	728	152	174	—	355
28	700	292	530	736	505	183	450	292	530	752	728	152	174	—	355
32	800	318	597	806	505	183	450	318	597	863	807	197	223	—	355
36	900	330	647	882	518	258	500	330	647	933	857	197	223	—	530
40	1000	410	716	952	518	258	500	410	716	1009	880	248	245	—	530
44	1100	470	771	1084	580	287	500	470	771	1079	880	248	245	—	530
48	1200	470	837	1149	580	287	500	470	837	1248	1034	330	318	—	530

Flange BS4504 PN10

Nominal Size		Worm-Gear BS4504 PN10							Electric-Motor BS4504 PN10						
inch	mm	L	H1	H2	A	B	W	L	H1	H2	A	B	E	F	W
14	350	190	304	357	335	74	315	190	304	493	626	108	140	—	280
16	400	216	342	404	320	97	315	216	342	534	626	108	140	—	280
18	450	222	372	440	320	97	315	222	372	570	626	108	140	—	280
20	500	229	412	488	331	114	355	229	412	610	626	108	140	—	280
24	600	267	491	648	490	146	400	267	491	692	662	152	174	—	355
28	700	292	530	708	490	146	40	292	530	752	728	152	174	—	355
32	800	318	597	806	505	183	450	318	597	822	728	152	174	—	355
36	900	330	647	882	518	258	500	330	647	933	807	197	223	—	530
40	1000	410	716	952	518	258	500	410	716	1003	857	197	223	—	530
44	1100	470	771	1022	518	258	500	470	771	1079	880	248	245	—	530
48	1200	470	837	1149	580	287	500	470	837	1144	880	248	245	—	530